

ENVIRONMENTAL PRODUCT DECLARATION

as per ISO 14025 and EN 15804

| | |
|--------------------------|--------------------------------------|
| Owner of the Declaration | Balsan |
| Programme holder | Institut Bauen und Umwelt e.V. (IBU) |
| Publisher | Institut Bauen und Umwelt e.V. (IBU) |
| Declaration number | EPD-BAL-20130249-CCA1-EN |
| Issue date | 10.03.2014 |
| Valid to | 09.03.2019 |

BOGOLAN

Tufted carpet tiles with recycled content

BALSAN




www.bau-umwelt.com / <https://epd-online.com>



Institut Bauen
und Umwelt e.V.



General Information

| | |
|--|---|
| <p>Balsan</p> <hr/> <p>Programme holder IBU - Institut Bauen und Umwelt e.V. Panoramastr. 1 D-10178 Berlin</p> <hr/> <p>Declaration number EPD-BAL-20130249-CCA1-EN</p> <hr/> <p>This Declaration is based on the Product Category Rules: Floor coverings, 07-2012 (PCR tested and approved by the independent expert committee)</p> <hr/> <p>Issue date 10.03.2014</p> <hr/> <p>Valid to 09.03.2019</p> <hr/> <p></p> <hr/> <p>Prof. Dr.-Ing. Horst J. Bossenmayer (President of Institut Bauen und Umwelt e.V.)</p> <hr/> <p></p> <hr/> <p>Dr. Burkhard Lehmann (Chairman of SVA)</p> | <p>BOGOLAN</p> <p>Tufted carpet tiles with recycled content</p> <hr/> <p>Owner of the Declaration Balsan 2 Corbilly 36330 Arthon France</p> <hr/> <p>Declared product / Declared unit BOGOLAN - 1 m² tufted carpet tiles with recycled content.</p> <hr/> <p>Scope: The declaration applies for the tufted carpet tiles "BOGOLAN", produced in the Balsan manufacturing sites Arthon (tufting and precoating) and Neuvy-Saint-Sépulchre, France (back coating). It is only valid in conjunction with a valid PRODIS licence. The owner of the declaration shall be liable for the underlying information and evidence; the IBU shall not be liable with respect to manufacturer information, life cycle assessment data and evidences.</p> <hr/> <p>Verification</p> <p>The CEN Norm EN 15804 serves as the core PCR</p> <p>Independent verification of the declaration and data according to ISO 14025</p> <p><input type="checkbox"/> internally <input checked="" type="checkbox"/> externally</p> <hr/> <p></p> <hr/> <p>Dr. Eva Schmincke (Independent tester appointed by SVA)</p> |
|--|---|

Product

Product description

Tufted loop pile carpet tiles with solution dyed polyamide 6 fibres (76% recycled content), a polyester primary backing and a heavy backing based on bitumen with a fibre glass reinforcement and a polyester covering fleece.

The recycled content (post- and pre-consumer) out of total weight account for 12,2 %.
According to EN 1307 the carpet tiles fulfill the requirements for luxury class LC1.



Application

According to the use class as defined in EN 1307 the products can be used in all professional area which require class 33 or less.



Technical Data

Constructional data according to EN 1307

| Name | Value | Unit |
|------------------------|--------------------------------------|-------------------|
| Product Form | Tiles | - |
| Type of manufacture | Tufted, loop pile | - |
| Yarn type | Polyamide 6 76 % recycled content | - |
| Secondary backing | Heavy backing, bitumen based | - |
| Total carpet weight | 4240 | g/m ² |
| Surface pile weight | 370 | g/m ² |
| Total thickness | 5.4 | mm |
| Surface pile thickness | 2.2 | mm |
| Number of loops | 1698 | 1/dm ² |

Additional product properties according to EN 1307 can be found on the "Product Information System (PRODIS)", www.pro-dis.info.

PRODIS registration number: 0F6B845E

Base materials / Ancillary materials

| Name | Value | Unit |
|-------------|-------|------|
| Polyamide 6 | 16,0 | % |
| Polyester | 3,8 | % |
| Limestone | 59,4 | % |
| SBR-latex | 3,9 | % |
| Bitumen | 15,9 | % |
| Glass fibre | 0,8 | % |
| Additives | 0,2 | % |

Reference service life

The service life of textile floorcoverings strongly depends on the correct installation taking into account the declared use classification and the adherence of cleaning and maintenance instructions.

A minimum service life of 10 years could be assumed, technical service life can be considerably longer.

LCA: Calculation rules

Declared Unit

| Name | Value | Unit |
|---------------------------|-------|-------------------|
| Declared unit | 1 | m ² |
| Conversion factor to 1 kg | 0.236 | - |
| Mass reference | 4,24 | kg/m ² |

System boundary

Type of the EPD: Cradle to grave

System boundaries of the modules A, B, C, D:

A1-A3 Production:

Energy supply and production of the basic material, processing of secondary material, auxiliary material, transport of the material to the manufacturing site, emissions, waste water treatment, packaging material and waste processing up to the landfill of residual waste (except radioactive waste). Credits for electricity and steam from the incineration of production waste are aggregated.

A4 Transport:

Transport of the packed textile floorcovering from manufacturing gate to the place of installation.

A5 Installation:

Installation of the textile floorcovering, production and transport of auxiliary material, waste processing up to the landfill of residual waste (except radioactive waste), the production of the amount of carpet that occurs as installation waste incl. its transport to the place of installation.

Credits for electricity and steam from the incineration of packaging and installation waste leave the product system.

B1 Use:

Indoor emissions during the use stage. Due to known VOC-decay curves of the product after the first year no product related VOC-emissions are relevant.

B2 Maintenance:

Cleaning of the textile floor covering for a period of 1 year:

Vacuum cleaning – electricity supply

Wet cleaning – electricity, water consumption, production of the cleaning agent, waste water treatment.

The declared values in this module have to be multiplied with the assumed service life of the floor covering in the building considered.

B3 - B7:

The modules are not relevant and therefore not declared.

C1 De-construction:

De-construction of the floorcovering is made by handcraft and causes no additional impacts.

C2 Transport:

Transport of the carpet waste to landfill, to the municipal waste incineration (MWI) or to the waste collection for recycling.

C3 Waste processing:

C3-0, C3-1: Landfill and waste incineration need no waste processing.

C3-2: Collection of the carpet waste, waste processing (granulating).

C4 Disposal

C4-0, C4-1: Impacts from landfill or from waste incineration (credits leave the system boundaries), C4-2: The processed carpet waste leaves the system and need no disposal.

D Recycling potential:

D-0, D-1: Energy credits from landfill and from waste incineration (processing with < 60% efficiency), D-2: Transport from the reprocessing plant to the cement plant, substitution of material and fuel input in the cement kiln (substantial and energetic credits).

Comparability

Basically, a comparison or an evaluation of EPD data is only possible if all the data sets to be compared were created according to EN 15804 and the building context, respectively the product-specific characteristics of performance, are taken into account.

LCA: Scenarios and additional technical information

The following information refer to the declared modules and are the basis for calculations or can be used for further calculations. All indicated values refer to the declared functional unit.

Transport to the construction site (A4)

| Name | Value | Unit |
|---|-------|-------------------|
| Litres of fuel (truck, EURO 0-5 mix) | 29.4 | l/100km |
| Transport distance | 700 | km |
| Capacity utilisation (including empty runs) | 85 | % |
| Gross density of products transported | 785 | kg/m ³ |

Installation in the building (A5)

| Name | Value | Unit |
|--------------------------|-------|------|
| Auxiliary (fixing agent) | 0.2 | kg |
| Material loss | 0.13 | kg |

Cardboard waste (packaging material) leaves the system for recycling. PE-foil (packaging material) and installation waste are considered to be incinerated in a municipal waste incineration plant.

Maintenance (B2)

| Name | Value | Unit |
|-------------------------------------|-------|----------------|
| Maintenance cycle (wet cleaning) | 1,5 | 1/year |
| Maintenance cycle (vacuum cleaning) | 208 | 1/year |
| Water consumption (wet cleaning) | 0.003 | m ³ |
| Cleaning agent (wet cleaning) | 0,06 | kg |
| Electricity consumption | 0.314 | kWh |

Further information on cleaning and maintenance see www.balsan.com

End of Life (C1-C4)

Three different end-of-life scenarios are declared and the results are indicated separately in module C. Each scenario is calculated as a 100% scenario.

Scenario 0: 100% landfill

Scenario 1: 100% municipal waste incineration (MWI)

Scenario 2: 100% recycling in the cement industry

If combinations of these scenarios have to be calculated this should be done according to the following scheme:

$$\begin{aligned} \text{EOL-impact} &= x\% \text{ impact (Scenario 0)} \\ &+ y\% \text{ impact (Scenario 1)} \\ &+ z\% \text{ impact (Scenario 2)} \end{aligned}$$

| Name | Value | Unit |
|--|-------|------|
| Collected as mixed construction waste (scenario 0 and 1) | 4.24 | kg |
| Collected separately (scenario 2) | 4.24 | kg |
| Landfilling (scenario 0) | 4.24 | kg |
| Energy recovery (scenario 1) | 4.24 | kg |
| Energy recovery (scenario 2) | 1,68 | kg |
| Recycling (scenario 2) | 2.56 | kg |

Reuse, recovery and/or recycling potentials (D), relevant scenario information

The recovery or recycling potentials due to the three end-of-life scenarios (module C) are indicated separately.

Recycling in the cement industry (scenario 2)

The organic material of the carpet is used as secondary fuel in a cement kiln. It substitutes mainly lignite (62,7%), hard coal (27,3%) and petrol coke (10,0%).

The inorganic material is substantially integrated in the cement clinker and substitutes original material input. /VDZ e.V./

LCA: Results

Information on not declared modules:

The modules B3 - B7 are not relevant during the service life of the carpet and are therefore not declared. Module C1 causes no additional impact (see "LCA: Calculation rules", "C1 De-construction") and is therefore not declared.

Module C2 represents the transport for scenario 0, 1 and 2.

DESCRIPTION OF THE SYSTEM BOUNDARY (X = INCLUDED IN LCA; MND = MODULE NOT DECLARED)

| PRODUCT STAGE | | | CONSTRUCTION PROCESS STAGE | | USE STAGE | | | | | | | END OF LIFE STAGE | | | | BENEFITS AND LOADS BEYOND THE SYSTEM BOUNDARIES | |
|---------------------|-----------|---------------|-------------------------------------|----------|-----------|-------------|--------|---------------------------|-----------------------------|------------------------|-----------------------|----------------------------|-----------|------------------|----------|---|--|
| Raw material supply | Transport | Manufacturing | Transport from the gate to the site | Assembly | Use | Maintenance | Repair | Replacement ¹⁾ | Refurbishment ¹⁾ | Operational energy use | Operational water use | De-construction demolition | Transport | Waste processing | Disposal | Reuse-Recovery-Recycling-potential | |
| A1 | A2 | A3 | A4 | A5 | B1 | B2 | B3 | B4 | B5 | B6 | B7 | C1 | C2 | C3 | C4 | D | |
| X | X | X | X | X | X | X | MND | MND | MND | MND | MND | MND | X | X | X | X | |

RESULTS OF THE LCA - ENVIRONMENTAL IMPACT: 1 m² floorcovering

| Parameter | Unit | A1-A3 | A4 | A5 | B1 | B2 | C2 | C3 | C3/1 | C3/2 | C4 | C4/1 | C4/2 | D | D/1 | D/2 |
|-----------|--|---------|----------|---------|---------|---------|----------|---------|---------|----------|----------|----------|---------|-----------|-----------|----------|
| GWP | [kg CO ₂ -Eq.] | 8.35 | 0.18 | 0.65 | 0.00 | 0.29 | 0.01 | 0.00 | 0.00 | 0.03 | 9.47 | 7.98 | 0.00 | -0.24 | -2.46 | -0.37 |
| ODP | [kg CFC11-Eq.] | 4.49E-8 | 3.10E-12 | 1.62E-8 | 0.00E+0 | 6.50E-9 | 1.70E-13 | 0.00E+0 | 0.00E+0 | 2.60E-11 | 1.20E-10 | 3.90E-10 | 0.00E+0 | -2.20E-10 | -5.10E-10 | -9.49E-8 |
| AP | [kg SO ₂ -Eq.] | 2.95E-2 | 8.05E-4 | 1.86E-3 | 0.00E+0 | 1.37E-3 | 4.51E-5 | 0.00E+0 | 0.00E+0 | 1.34E-4 | 1.16E-3 | 5.27E-3 | 0.00E+0 | -1.13E-3 | -4.03E-3 | -2.56E-3 |
| EP | [kg (PO ₄) ³⁻ -Eq.] | 4.74E-3 | 1.86E-4 | 5.29E-4 | 0.00E+0 | 1.99E-4 | 1.04E-5 | 0.00E+0 | 0.00E+0 | 7.08E-6 | 5.45E-3 | 1.38E-3 | 0.00E+0 | -5.97E-5 | -3.33E-4 | -5.34E-4 |
| POCP | [kg Ethen Eq.] | 2.79E-3 | -2.91E-4 | 1.93E-4 | 1.11E-4 | 1.79E-4 | -1.63E-5 | 0.00E+0 | 0.00E+0 | 7.91E-6 | 1.40E-3 | 3.75E-4 | 0.00E+0 | -6.67E-5 | -4.25E-4 | -3.47E-4 |
| ADPE | [kg Sb Eq.] | 3.77E-4 | 6.58E-9 | 1.18E-5 | 0.00E+0 | 5.44E-7 | 3.70E-10 | 0.00E+0 | 0.00E+0 | 3.91E-9 | 4.40E-8 | 1.52E-6 | 0.00E+0 | -3.29E-8 | -1.46E-7 | -6.37E-8 |
| ADPF | [MJ] | 177.00 | 2.44 | 9.32 | 0.00 | 6.55 | 0.14 | 0.00 | 0.00 | 0.50 | 3.24 | 6.61 | 0.00 | -4.21 | -41.00 | -62.70 |

Caption: GWP = Global warming potential; ODP = Depletion potential of the stratospheric ozone layer; AP = Acidification potential of land and water; EP = Eutrophication potential; POCP = Formation potential of tropospheric ozone photochemical oxidants; ADPE = Abiotic depletion potential for non fossil resources; ADPF = Abiotic depletion potential for fossil resources

RESULTS OF THE LCA - RESOURCE USE: 1 m² floorcovering

| Parameter | Unit | A1-A3 | A4 | A5 | B1 | B2 | C2 | C3 | C3/1 | C3/2 | C4 | C4/1 | C4/2 | D | D/1 | D/2 |
|-----------|-------------------|---------|---------|---------|---------|---------|---------|---------|---------|---------|---------|---------|---------|----------|----------|----------|
| PERE | [MJ] | 15.80 | 0.10 | 1.99 | 0.00 | 0.50 | 0.01 | 0.00 | 0.00 | 0.08 | 0.16 | 0.34 | 0.00 | -0.70 | -1.65 | -0.17 |
| PERM | [MJ] | 0.00 | 0.00 | 0.00 | 0.00 | 0.00 | 0.00 | 0.00 | 0.00 | 0.00 | 0.00 | 0.00 | 0.00 | 0.00 | 0.00 | 0.00 |
| PERT | [MJ] | 15.80 | 0.10 | 1.99 | 0.00 | 0.50 | 0.01 | 0.00 | 0.00 | 0.08 | 0.16 | 0.34 | 0.00 | -0.70 | -1.65 | -0.17 |
| PENRE | [MJ] | 119.40 | 2.44 | 9.32 | 0.00 | 6.55 | 0.14 | 0.00 | 0.00 | 0.50 | 3.24 | 6.61 | 0.00 | -4.22 | -41.00 | -62.70 |
| PENRM | [MJ] | 57.60 | 0.00 | 0.00 | 0.00 | 0.00 | 0.00 | 0.00 | 0.00 | 0.00 | 0.00 | 0.00 | 0.00 | 0.00 | 0.00 | 0.00 |
| PENRT | [MJ] | 177.00 | 2.44 | 9.32 | 0.00 | 6.55 | 0.14 | 0.00 | 0.00 | 0.50 | 3.24 | 6.61 | 0.00 | -4.22 | -41.00 | -62.70 |
| SM | [kg] | 0.55 | 0.00 | 0.01 | 0.00 | 0.00 | 0.00 | 0.00 | 0.00 | 0.00 | 0.00 | 0.00 | 0.00 | 0.00 | 0.00 | 0.00 |
| RSF | [MJ] | 2.47E-3 | 1.54E-5 | 1.33E-4 | 0.00E+0 | 2.03E-4 | 8.66E-7 | 0.00E+0 | 0.00E+0 | 1.02E-5 | 2.59E-3 | 1.87E-4 | 0.00E+0 | -8.61E-5 | -4.75E-4 | -2.15E-5 |
| NRSF | [MJ] | 2.59E-2 | 1.62E-4 | 1.39E-3 | 0.00E+0 | 2.13E-3 | 9.07E-6 | 0.00E+0 | 0.00E+0 | 1.07E-4 | 6.19E-3 | 1.95E-3 | 0.00E+0 | -9.02E-4 | -4.98E-3 | -2.21E-4 |
| FW | [m ³] | 1.29E+1 | 9.54E-3 | 8.65E-1 | 0.00E+0 | 8.49E-1 | 5.35E-4 | 0.00E+0 | 0.00E+0 | 1.08E-1 | 1.20E-1 | 3.29E-1 | 0.00E+0 | -9.14E-1 | -2.14E+0 | -3.01E-1 |

Caption: PERE = Use of renewable primary energy excluding renewable primary energy resources used as raw materials; PERM = Use of renewable primary energy resources used as raw materials; PERT = Total use of renewable primary energy resources; PENRE = Use of non renewable primary energy excluding non renewable primary energy resources used as raw materials; PENRM = Use of non renewable primary energy resources used as raw materials; PENRT = Total use of non renewable primary energy resources; SM = Use of secondary material; RSF = Use of renewable secondary fuels; NRSF = Use of non renewable secondary fuels; FW = Use of net fresh water

RESULTS OF THE LCA – OUTPUT FLOWS AND WASTE CATEGORIES:

1 m² floorcovering

| Parameter | Unit | A1-A3 | A4 | A5 | B1 | B2 | C2 | C3 | C3/1 | C3/2 | C4 | C4/1 | C4/2 | D | D/1 | D/2 |
|-----------|------|---------|---------|---------|---------|---------|---------|---------|---------|---------|---------|---------|---------|----------|----------|----------|
| HWD | [kg] | 0.00 | 0.00 | 0.00 | 0.00 | 0.00 | 0.00 | 0.00 | 0.00 | 0.00 | 0.00 | 0.00 | 0.00 | 0.00 | 0.00 | 0.00 |
| NHWD | [kg] | 7.87E+0 | 8.70E-3 | 4.32E-1 | 0.00E+0 | 6.20E-1 | 4.88E-4 | 0.00E+0 | 0.00E+0 | 1.13E-1 | 3.23E+0 | 1.47E+0 | 0.00E+0 | -9.54E-1 | -2.24E+0 | -4.91E+1 |
| RWD | [kg] | 5.23E-3 | 3.40E-6 | 2.35E-4 | 0.00E+0 | 3.95E-4 | 1.90E-7 | 0.00E+0 | 0.00E+0 | 7.36E-5 | 5.95E-5 | 2.04E-4 | 0.00E+0 | -6.20E-4 | -1.45E-3 | -1.03E-4 |
| CRU | [kg] | 0.00 | 0.00 | 0.00 | 0.00 | 0.00 | 0.00 | 0.00 | 0.00 | 0.00 | 0.00 | 0.00 | 0.00 | 0.00 | 0.00 | 0.00 |
| MFR | [kg] | 0.11 | 0.00 | 0.07 | 0.00 | 0.00 | 0.00 | 0.00 | 0.00 | 0.00 | 0.00 | 0.00 | 2.56 | 0.00 | 0.00 | 0.00 |
| MER | [kg] | 0.00 | 0.00 | 0.00 | 0.00 | 0.00 | 0.00 | 0.00 | 0.00 | 0.00 | 0.00 | 0.00 | 0.00 | 0.00 | 0.00 | 0.00 |
| EEE | [MJ] | 0.00 | 0.00 | 0.17 | 0.00 | 0.00 | 0.00 | 0.00 | 0.00 | 0.00 | 1.79 | 3.79 | 0.00 | 0.00 | 0.00 | 0.00 |
| EET | [MJ] | 0.00 | 0.00 | 0.94 | 0.00 | 0.00 | 0.00 | 0.00 | 0.00 | 0.00 | 0.00 | 25.90 | 0.00 | 0.00 | 0.00 | 0.00 |

Caption: HWD = Hazardous waste disposed; NHWD = Non hazardous waste disposed; RWD = Radioactive waste disposed; CRU = Components for re-use; MFR = Materials for recycling; MER = Materials for energy recovery; EEE = Exported electrical energy; EEE = Exported thermal energy

The declared values in module B2 have to be multiplied with the assumed service time (in years) of the floor covering in the building considered.

References

Institut Bauen und Umwelt 2011

Institut Bauen und Umwelt e.V., Königswinter (pub.):
Generation of Environmental Product Declarations
(EPDs);

General principles

for the EPD range of Institut Bauen und Umwelt e.V.
(IBU), 2011-09
www.bau-umwelt.de

PCR 2011, Part A

Institut Bauen und Umwelt e.V., Königswinter (pub.):
Product Category Rules for Construction Products
from the range of Environmental Product Declarations
of Institut Bauen und Umwelt (IBU), Part A: Calculation
Rules for the Life Cycle Assessment and
Requirements on the Background Report. September
2012
www.bau-umwelt.de

ISO 14025

DIN EN ISO 14025:2011-10: Environmental labels and
declarations — Type III environmental declarations —
Principles and procedures

EN 15804

EN 15804:2012-04: Sustainability of construction
works — Environmental Product Declarations — Core
rules for the product category of construction products

PCR 2011, Part B

Institut Bauen und Umwelt e.V., Königswinter (pub.):
Product Category Rules for Construction Products
from the range of Environmental Product Declarations
of Institut Bauen und Umwelt (IBU),
Part B: Requirements on the EPD for floor coverings,
V1.4 Juli 2013
www.bau-umwelt.de

EN 1307

DIN EN 1307: 2008-08: Textile floor coverings -
Classification of pile carpets

EN 14041

DIN EN 14041: 2008-05: Resilient, textile and laminate
floor coverings

ISO 10874

DIN EN ISO 10874: 2012-04: Resilient, textile and
laminate floor coverings - Classification

EN 13501-1:

DIN EN 13501-1: 2010-01: Fire classification of
construction products and building elements - Part 1:
Classification using data from reaction to fire tests

VDZ e.V.:

Umweltdaten der deutschen Zementindustrie 2010



Institut Bauen
und Umwelt e.V.

Publisher

Institut Bauen und Umwelt e.V.
Panoramastr. 1
10178 Berlin
Germany

Tel +49 (0)30 3087748- 0
Fax +49 (0)30 3087748- 29
Mail info@bau-umwelt.com
Web www.bau-umwelt.com



Institut Bauen
und Umwelt e.V.

Programme holder

Institut Bauen und Umwelt e.V.
Panoramastr 1
10178 Berlin
Germany

Tel +49 (0)30 - 3087748- 0
Fax +49 (0)30 - 3087748 - 29
Mail info@bau-umwelt.com
Web www.bau-umwelt.com



Author of the Life Cycle Assessment

Gemeinschaft umweltfreundlicher
Teppichboden (GUT) e.V.
Schönebergstraße 2
52068 Aachen
Germany

Tel +45 (0)241 96843 410
Fax +45 (0)241 96843 400
Mail mail@gut-ev.de
Web www.gut-ev.org



Owner of the Declaration

Balsan
Corbilly 2
36330 Arthon
France

Tel +33 (0) 254 2916 00
Fax +33 (0) 254 3679 08
Mail cedric.charton@balsan.com
Web www.balsan.com